


# Arcadyan Technology (3596)

## 2022 First Quarter Earnings Highlight



July 12, 2022

## Safe Harbour Notice

This presentation contains forward-looking statements, which are any predictions, projections, or other statements about future events. These statements are based on current expectations and assumptions that are subject to risks and uncertainties. Actual results could materially differ because of factors discussed in today's earnings press release, in the comments made during the conference call, and other reports and filings with the Taiwan Stock Exchange. We do not undertake any duty to update forward-looking statements.

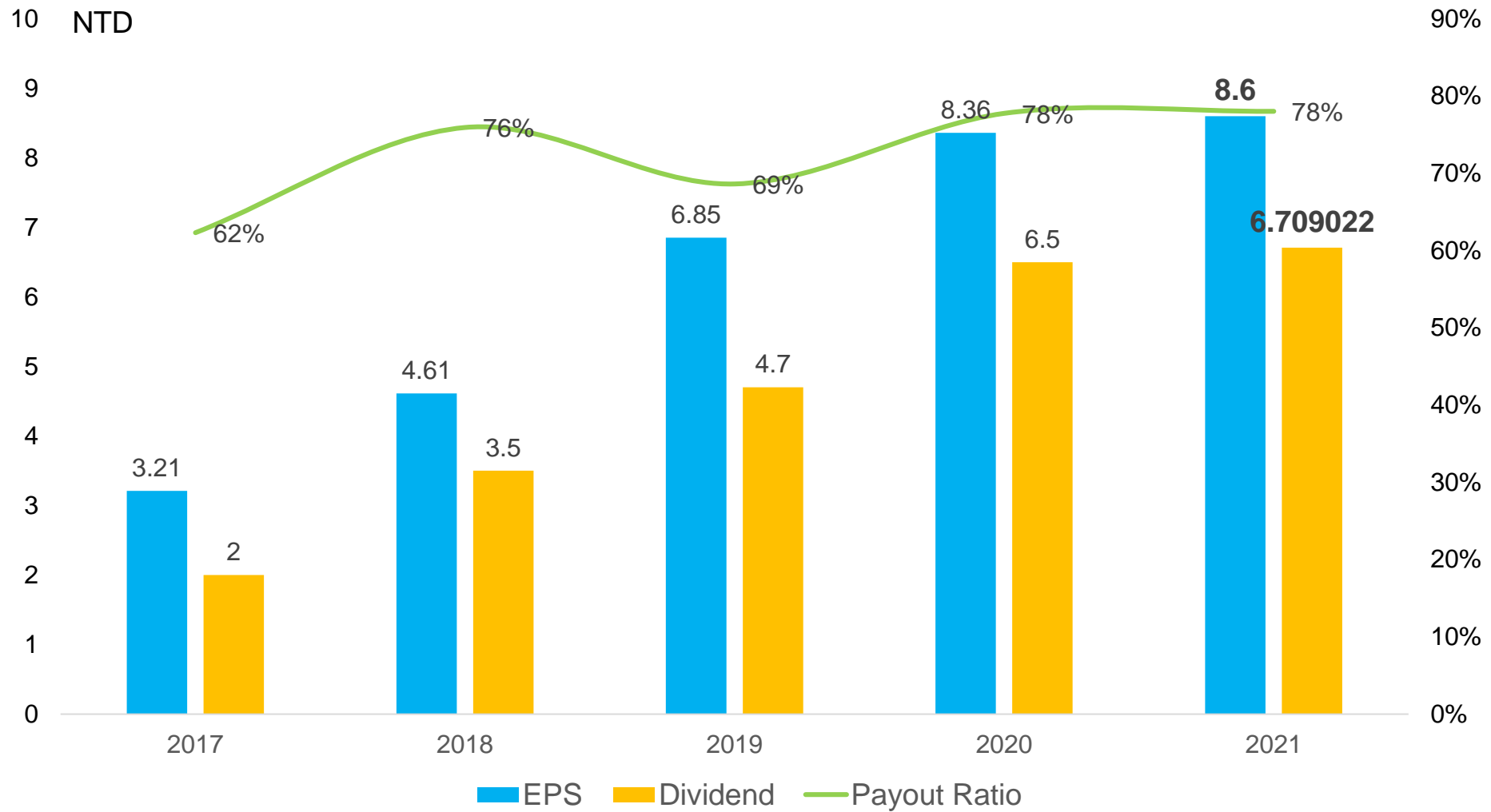
# 1Q22 Statements Comprehensive Income

NTD million	1Q22		4Q21		1Q21		QoQ	YoY
							Change (%)	Change(%)
<b>Net Revenue</b>	<b>10,300</b>	<b>100.0%</b>	<b>9,586</b>	<b>100.0%</b>	<b>9,625</b>	<b>100.0%</b>	<b>7%</b>	<b>7%</b>
<b>Gross Profit</b>	<b>1,415</b>	<b>13.7%</b>	<b>1,341</b>	<b>14.0%</b>	<b>1,357</b>	<b>14.1%</b>		
Operating Expenses	939	9.1%	773	8.1%	741	7.7%		
<b>Operating Profit</b>	<b>476</b>	<b>4.6%</b>	<b>568</b>	<b>5.9%</b>	<b>616</b>	<b>6.4%</b>	<b>-16%</b>	<b>-23%</b>
Non-Operating Items	31	0.3%	43	0.4%	(32)	(0.3)%		
<b>Pre-Tax Profit</b>	<b>507</b>	<b>4.9%</b>	<b>611</b>	<b>6.4%</b>	<b>584</b>	<b>6.1%</b>	<b>-17%</b>	<b>-13%</b>
Income Tax	132	1.3%	162	1.7%	129	1.3%		
<b>Net Income</b>	<b>375</b>	<b>3.6%</b>	<b>449</b>	<b>4.7%</b>	<b>455</b>	<b>4.7%</b>	<b>-16%</b>	<b>-18%</b>
Net Income Attributable to:								
Parent Company	390		465		454		-16%	-14%
Non-Controlling Interests	(15)		(16)		1			
<b>EPS (Basic, NTD)</b>	<b>1.80</b>		<b>2.20</b>		<b>2.20</b>			

# Balance Sheet

NTD million	<u>Jan 31, 2022</u>		<u>Dec 31, 2021</u>		<u>Jan 31, 2021</u>	
Cash and cash equivalents	6,054	17%	7,971	24%	9,341	30%
Accounts receivable	9,758	27%	7,692	23%	6,977	22%
Current inventories	13,636	38%	12,496	37%	9,793	32%
Investments	312	1%	324	1%	338	1%
Property, plant, and equipment	4,096	12%	3,763	12%	2,764	9%
<b>Total Assets</b>	<b>36,610</b>	<b>100%</b>	<b>33,901</b>	<b>100%</b>	<b>31,055</b>	<b>100%</b>
Current borrowings	4,880	14%	4,364	13%	310	1%
Accounts Payable	10,398	29%	9,786	29%	12,042	39%
Bonds payable	0	0%	0	0%	980	3%
<b>Total liabilities</b>	<b>23,435</b>	<b>66%</b>	<b>20,978</b>	<b>62%</b>	<b>19,969</b>	<b>64%</b>
Share Capital	2,192	6%	2,165	6%	2,084	7%
<b>Total Equity</b>	<b>12,175</b>	<b>34%</b>	<b>12,923</b>	<b>38%</b>	<b>11,085</b>	<b>36%</b>
<b>Book value per share – parent (NTD)</b>	<b>54.40</b>		<b>58.46</b>		<b>51.49</b>	

# Dividend Payout



## JAC Best Practice on CSR Award



JAC initiative recognises :



Winner  
Best Practice on CSR Engagement  
Award 2021



## 2022 EcoVadis Gold Medal

ecovadis

ARCADYAN TECHNOLOGY CORP (GROUP)

has been awarded a  
**Gold medal**


as a recognition of their EcoVadis Rating

- MARCH 2022 -




You are receiving this score/medal based on the disclosed information and news resources available to EcoVadis at the time of assessment. Should any information or circumstances change materially during the period of the scorecard/medal validity, EcoVadis reserves the right to place the business' scorecard/medal on hold and, if considered appropriate, to re-assess and possibly issue a revised scorecard/medal.

Valid until: March 2023  
EcoVadis® is a registered trademark. © Copyright EcoVadis 2018 - All rights reserved



# Outlook



# Q&A